



# Technical data sheet

28.04.2016  
(Version 2)

Marine diesel engine  
D2862LE433 (V12-1800)

## Performance data <sup>1</sup>

Rated power	1324	kW
Rated power	1800	PS
Speed	2300	rpm
Bore	128	mm
Stroke	157	mm
Displacement	24,24	liter
Rated torque	5495	Nm
Maximum torque	6020	Nm
at speed	1200-2100	rpm
Compression ratio [ε]	17,0	:1
Mean effective pressure	28,50	bar
Mean piston speed	12,04	m/s



## Consumption data <sup>1</sup>

Specific fuel consumption <sup>2</sup>	215	g/kWh
Absolute fuel consumption <sup>2</sup>	339	l/h
Lowest fuel consumption <sup>3</sup>	200	g/kWh

The engine illustrated may not entirely be identical to production standard engine

## Engine description

Operation profile	up to 1000 hours per year at a maximum of 20 % of time at full load   average load < 50 %
Construction	four-stroke marine diesel engine, direct injection, SAE 1 flywheel housing
Cylinders	12 cylinders in V-arrangement, single cylinder heads with wet replaceable cylinder liners
Air system	two-stage turbocharger with charge air intercooler and wastegate
Cooling system	seawater cooled charge air cooler and plate heat exchanger by rubber impeller pump
Oil system	force-feed lubrication by gear pump, lubricating oil cooler in cooling water circuit of the engine
Fuel system	Common Rail injection system with high pressure pump and EDC control, fuel to DIN EN 590
Auxiliary PTO	PTO for hydraulic pump 16 cm <sup>3</sup> (180Nm)
Alternator	three-phase generator with rectifier and transistorized governor, 28 V, 120 A
Starting system	solenoid operated electric starter, 24 V, 7.0 kW
Service	oil change interval 400 operating hours, average TBO 5.000 operating hours
Classification	according to high speed craft rules only: BV, CCS, RINA

**Exhaust status** IMO Tier II, RCD 94/25/EC, 97/68/EC

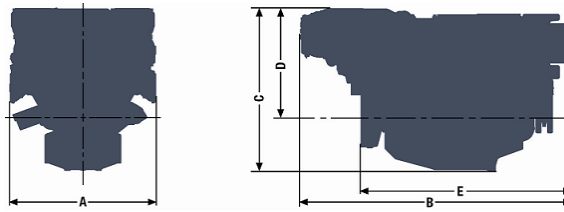
<sup>1</sup> values at rated power

<sup>2</sup> Tolerance +5% according to ISO 3046, diesel fuel to DIN EN 590

<sup>3</sup> values on propeller curve

## D2862LE433 (V12-1800)

A - overall width.....	1153 mm
B - overall length.....	2139 mm
C - overall height.....	1272 mm
D - above crank shaft....	808 mm
E - length to flywheel....	1658 mm
Engine weight (dry).....	2380 kg



### Combustion parameters <sup>1</sup>

Intake air temperature (max.)	45 °C
Intake air vacuum (min/max)	30/60 mbar
Intake air volume flow	5300 m <sup>3</sup> /h

Exhaust gas temperature	490 °C
Exhaust gas volume flow	13620 m <sup>3</sup> /h
Exhaust gas mass flow	6160 kg/h
Exhaust back pressure (min/max)	20/80 mbar

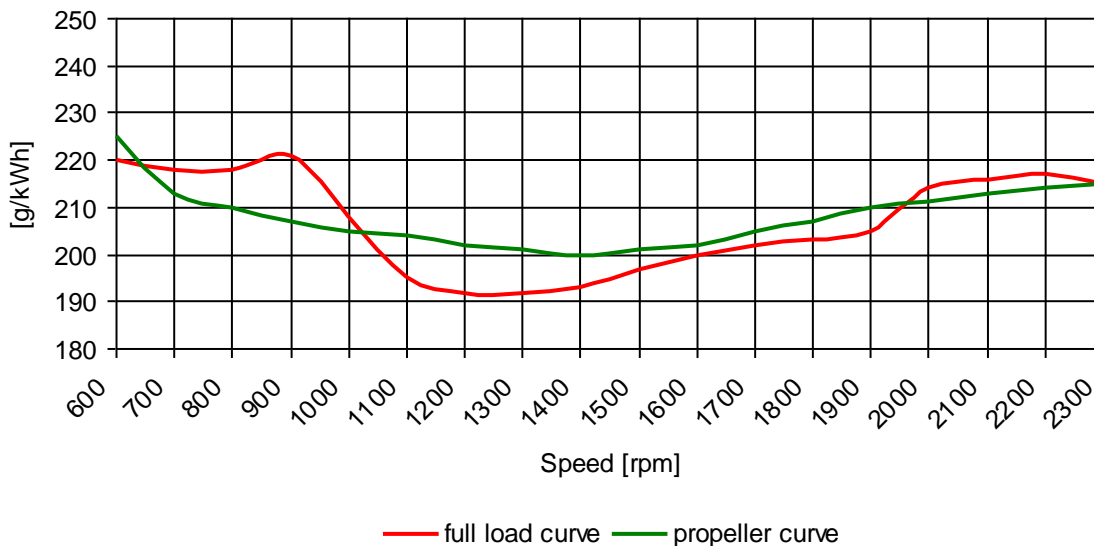
### Heat balance <sup>1</sup>

Exhaust gas heat	860 kW
Cooling water heat	890 kW
Intercooler heat	320 kW
Radiation heat	40 kW

### Noise emission <sup>1</sup>

Engine surface noise (Lwa)	104,9 dB(A)
Free exhaust noise (Lwa)	115,6 dB(A)

### Specific fuel consumption<sup>2</sup>



< The rated power is based on reference conditions according to ISO 3046-1 (2002) >

< Intake air temperature, max. 45°C | sea water temperature, max. 32°C >

< Barometric pressure 1000 mbar | air humidity 60% >

< Exponent for propeller curve 2,5 >

**< Engine specifications are subjected to change without prior notice >**

<sup>1</sup> values at rated power

<sup>2</sup> Tolerance +5% according to ISO 3046, diesel fuel to DIN EN 590

<sup>3</sup> values on propeller curve

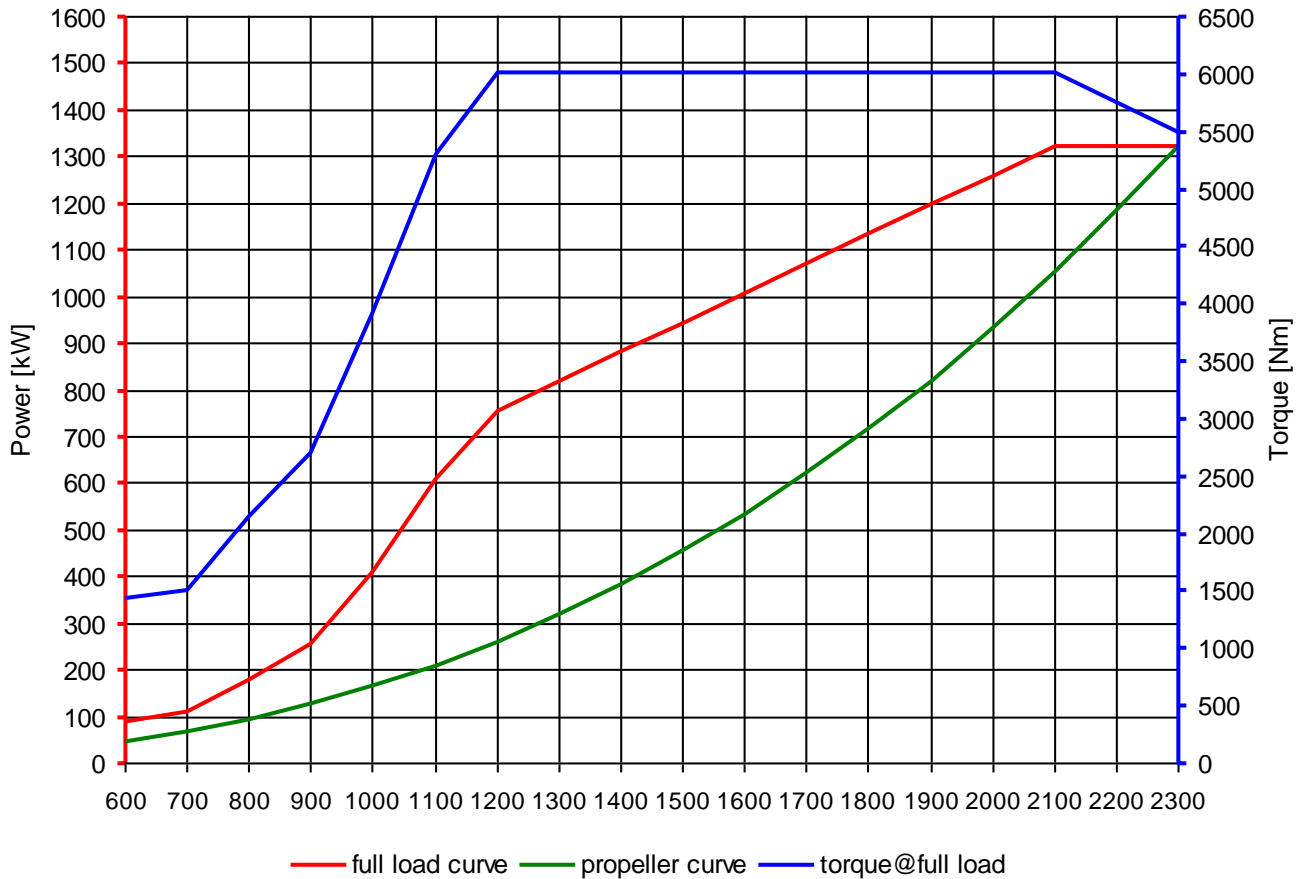


# Engine curves

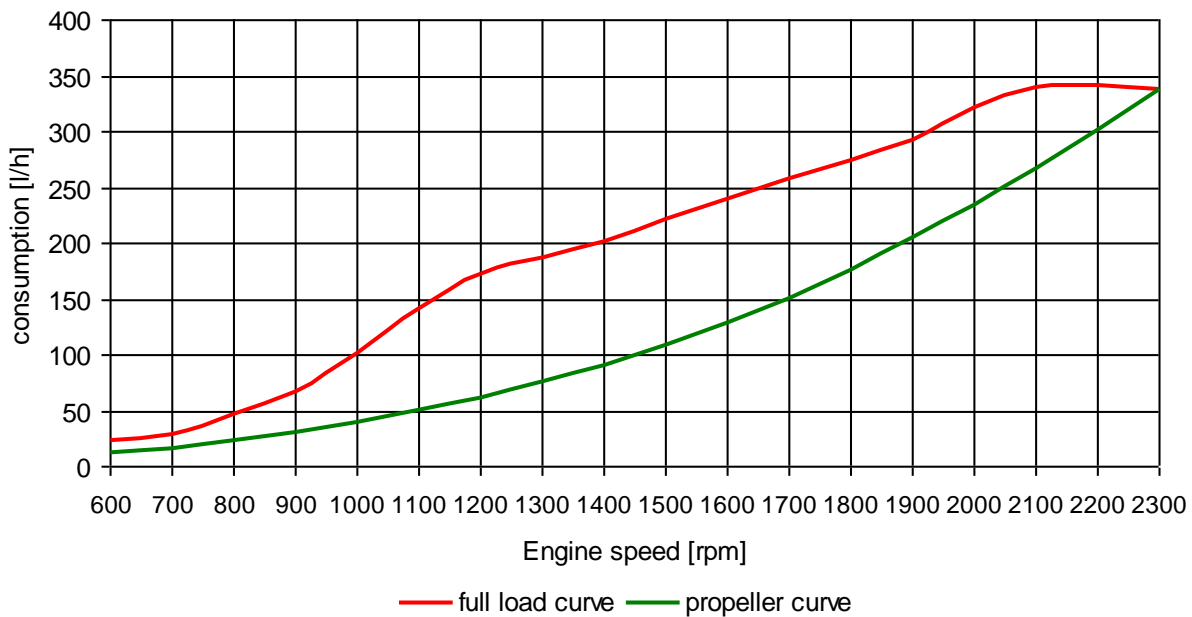
28.04.2016  
(Version 2)

D2862LE433 (1324kW@2300rpm) (V12-1800)

Power/torque curves



Absolute fuel consumption<sup>1</sup>



< The rated power is based on reference conditions according to DIN ISO 3046-1 (2002) >

< Exponent for propeller curve 2,5 >

< Engine specifications are subjected to change without notice >

<sup>1</sup> Tolerance +5% according ISO 3046, diesel fuel to DIN EN 590