




Technical data sheet

Marine diesel engine
D2862LE438

25.07.2019
(Version 1)

Performance data

Rated power	882	kW
Rated power	1200	PS
Speed	2100	rpm
Bore/Stroke	128/157	mm
Displacement	24,24	liter
Rated torque	4010	Nm
Maximum torque	4440	Nm
at speed	1400-1900	rpm
Compression ratio [ε]	19,0	:1
Mean effective pressure	20,79	bar
Mean piston speed	10,99	m/s



The engine illustrated may not entirely be identical to production standard engine

Consumption data ²

Specific fuel consumption ¹	207	g/kWh
Absolute fuel consumption ¹	217	l/h
Lowest fuel consumption ³	197	g/kWh
Absolute urea consumption ¹	8	l/h

Engine description

Application	Main propulsion diesel for ships with fixed pitch propeller or variable pitch propeller (only IMO)
Operation profile	Up to 4000 operating hours per year average load < 60 %
Construction	Four-stroke diesel, direct injection, exhaust after-treatment system, SAE 1 flywheel housing
Cylinders	12 cylinders in V-arrangement, single cylinder heads with wet replaceable cylinder liners
Air system	Single-stage turbocharger with charge air intercooler and wastegate
Cooling system	Seawater cooled by rubber impeller pump or two-circuit-cooling system for hull cooling
Oil system	Force-feed lubrication by gear pump, lubricating oil cooler in cooling water circuit of the engine
Fuel system	Common Rail injection system with high pressure pump and EDC control, fuel to DIN EN 590
Auxiliary PTO	PTO for hydraulic pump 16 cm ³ (180Nm), front-PTO by crank shaft extension
Alternator	Three-phase generator with rectifier and transistorized governor, 28 V, 120 A
Starting system	Solenoid-operated electric starter, 24 V, 7.0 kW
Service	Oil change interval 500 operating hours
Classification	Engine according to classification requirements available => see MAN Marine Configurator

Exhaust status IMO Tier III, EPA Tier 4

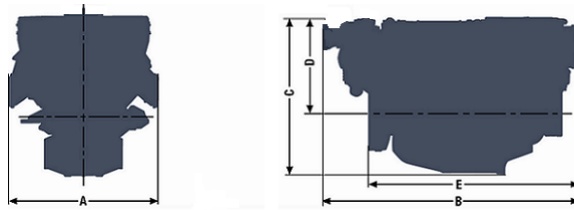
¹ Values at rated power

² Diesel fuel according to DIN EN 590 (tolerance +5% - ISO 3046), urea solution 32,5% according to ISO 22241 (tolerance +3%)

³ Values on propeller curve

D2862LE438

A - overall width.....	1157 mm
B - overall length.....	1939 mm
C - overall height.....	1293 mm
D - above crank shaft.....	827 mm
E - length to flywheel.....	1608 mm
Engine weight, dry.....	2270 kg
(depending on the scope of supply)	



Combustion parameters ¹

Intake air temperature (max)	45 °C
Intake air vacuum (min/max)	30/60 mbar
Intake air volume flow	3990 m ³ /h
Exhaust gas temperature	472 °C
Exhaust gas volume flow	9960 m ³ /h
Exhaust gas mass flow	4570 kg/h
Exhaust back pressure (min/max) downstream of SCR catalyst	20/80 mbar

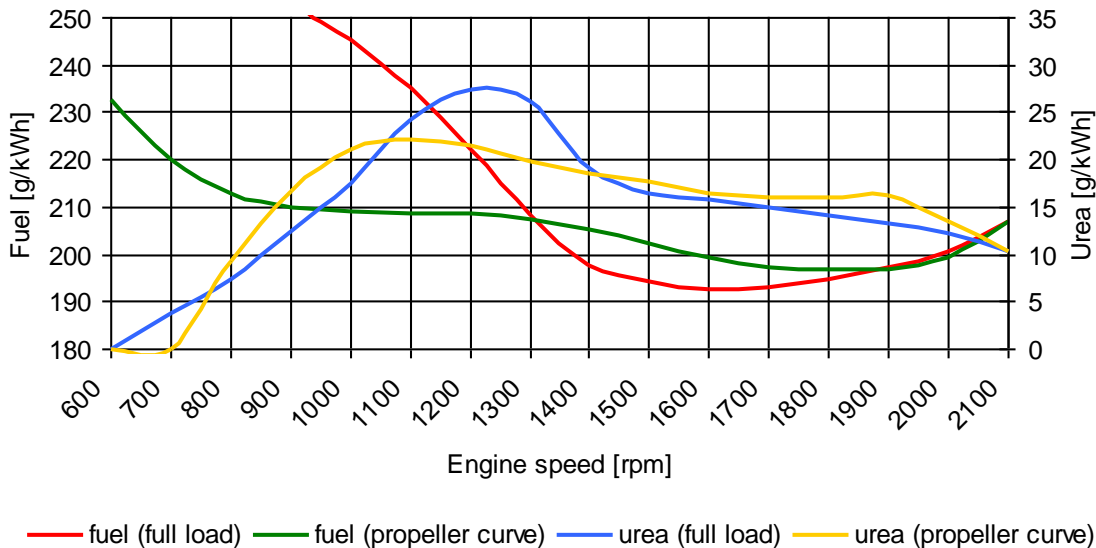
Heat balance ¹

Exhaust gas heat	530 kW
Cooling water heat	570 kW
Intercooler heat	165 kW
Radiation heat	36 kW

Noise emission (sound power) ¹

Engine surface noise (Lwa)	101,0 dB(A)
Free exhaust noise (Lwa)	103,0 dB(A)

Specific consumption²



- < The rated power is based on reference conditions according to ISO 3046-1 (2002) >
- < Intake air temperature, max. 45°C | sea water temperature, max. 32°C >
- < Barometric pressure 1000 mbar | air humidity 60% >
- < Exponent for propeller curve 2,7 >

< Engine specifications are subjected to change without prior notice >

¹ Values at rated power

² Diesel fuel according to DIN EN 590 (tolerance +5% - ISO 3046), urea solution 32,5% according to ISO 22241 (tolerance +3%)

³ Values on propeller curve