




# Technical data sheet

17.05.2016  
(Version 1)

Marine diesel engine  
D2676LE431 ()

## Performance data <sup>1</sup>

Rated power	324 kW
Rated power	440 PS
Speed	1800 rpm
Bore	126 mm
Stroke	166 mm
Displacement	12,42 liter
Rated torque	1719 Nm
Maximum torque	1925 Nm
at speed	1100-1600 rpm
Compression ratio [ε]	17,0 :1
Mean effective pressure	17,39 bar
Mean piston speed	9,96 m/s



The engine illustrated may not entirely be identical to production standard engine

## Consumption data <sup>1</sup>

Specific fuel consumption <sup>2</sup>	201 g/kWh
Absolute fuel consumption <sup>2</sup>	78 l/h
Lowest fuel consumption <sup>3</sup>	198 g/kWh

## Engine description

Operation profile	unlimited operating hours per year at a maximum of 100 % of time at full load
Construction	four-stroke marine diesel engine, direct injection, SAE 1 flywheel housing
Cylinders	6 cylinders in line, single cylinder heads with wet replaceable cylinder liners
Air system	single-stage turbocharger with charge air intercooler and wastegate
Cooling system	seawater cooled charge air cooler and plate heat exchanger by rubber impeller pump
Oil system	force-feed lubrication by gear pump, lubricating oil cooler in cooling water circuit of the engine
Fuel system	Common Rail injection system with high pressure pump and EDC control, fuel to DIN EN 590
Auxiliary PTO	PTO for hydraulic pump 16 cm <sup>2</sup>
Alternator	three-phase generator with rectifier and transistorized governor, 28 V, 110 A
Starting system	solenoid operated electric starter, 24 V, 5.5 kW
Service	oil change interval 600 operating hours, average TBO 18.000 operating hours
Classification	DNV-GL, RINA, LRS, BV, ABS, CCS

**Exhaust status** IMO Tier II, RCD 94/25/EC, 97/68/EC

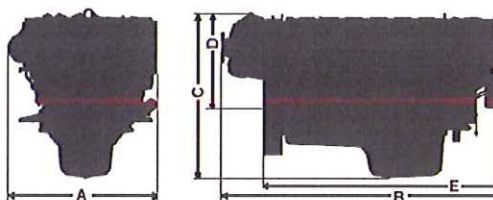
<sup>1</sup> values at rated power

<sup>2</sup> Tolerance +5% according to ISO 3046, diesel fuel to DIN EN 590

<sup>3</sup> values on propeller curve

## D2676LE431 ( )

A - overall width.....	986 mm
B - overall length.....	1795 mm
C - overall height.....	1096 mm
D - above crank shaft....	674 mm
E - length to flywheel....	1527 mm
Engine weight (dry).....	1215 kg



### Combustion parameters <sup>1</sup>

Intake air temperature (max.)	45 °C
Intake air vacuum (min/max)	30/60 mbar
Intake air volume flow	1720 m <sup>3</sup> /h

Exhaust gas temperature	390 °C
Exhaust gas volume flow	3810 m <sup>3</sup> /h
Exhaust gas mass flow	1970 kg/h
Exhaust back pressure (min/max)	20/80 mbar

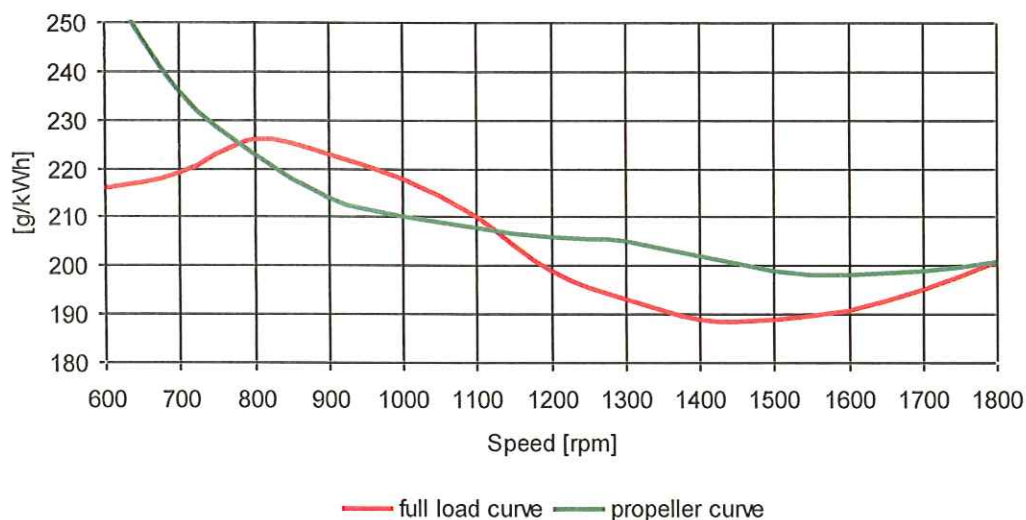
### Heat balance <sup>1</sup>

Exhaust gas heat	212 kW
Cooling water heat	156 kW
Intercooler heat	60 kW
Radiation heat	26 kW

### Noise emission <sup>1</sup>

Engine surface noise (Lwa)	dB(A)
Free exhaust noise (Lwa)	dB(A)

### Specific fuel consumption<sup>2</sup>



< The rated power is based on reference conditions according to ISO 3046-1 (2002) >

< Intake air temperature, max. 45°C | sea water temperature, max. 32°C >

< Barometric pressure 1000 mbar | air humidity 60% >

< Exponent for propeller curve 3 >

< Engine specifications are subjected to change without prior notice >

<sup>1</sup> values at rated power

<sup>2</sup> Tolerance +5% according to ISO 3046, diesel fuel to DIN EN 590

<sup>3</sup> values on propeller curve